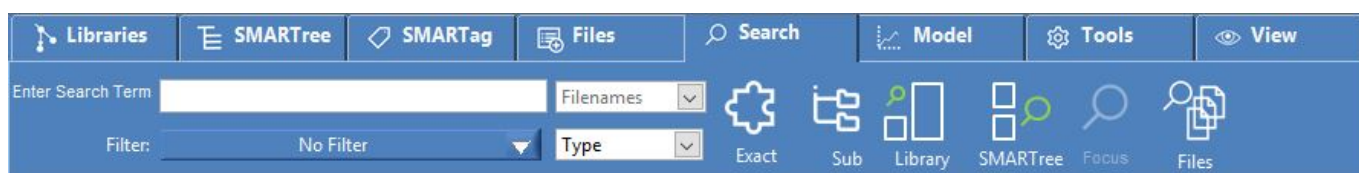
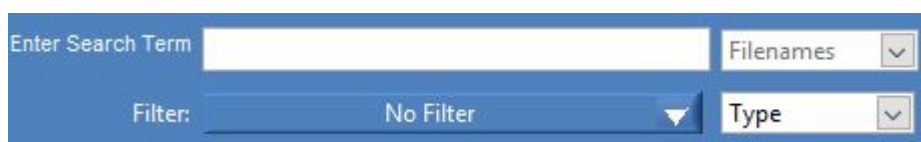


[Libraries](#)  
[SMARTree](#)  
[SMARTag](#)  
[Files](#)  
[Search](#)  
[Model](#)  
[Tools](#)  
[View](#)

# Search Ribbon



The Search ribbon is used search your libraries for content including filenames, SMART Tags or element data. The user can also search the SMARTree editor for content and search multiple files to search and replace content.



## Search

**Enter search term** in the string box. You can filter the search by filename, SMART Tag, Filename & SMART Tag, Elements or Filter list. You can also filter the element search

by type, value, modified,  
owner or element



## Exact

**Exact Match Option.** Only return exact matches, not partial string.



## Sub

**Show child elements** in element search results. If you wish to just show the elements matching the search term then ensure this function is on.



## Library

**Search Library Option.** Ensure that your library is searched. Turn this off if you only wish to search your SMARTree only.




## SMARTree

**Search SMARTree Option.** Ensure that your smarttree is searched. Turn this off if you only wish to search your Libraries only.



## Focus

**Focus Option.** Focus on search results within the SMARTree editor.



## Files

**Advanced Search and Replace Module.** Opens the advanced search and replace module to search all your library items for element data. Also includes advanced replace features to conduct bulk operations on your libraries.